



# Club Health Assessment for District 19 I through July 2025

				Membership							Reports				Finance		LCIF		
Club Number	Club Name	Charter Date	Status		Current Member Count **	YTD Members Added	YTD Members Dropped	YTD Net Growth***	Member Count 1 Year Ago	Dropped Members Avg.Length of Service	Months Since Membership Update	Current Officers Reported ****	Current President Repeated Term	VP Reported *****	Last Date Reported Service (mm/yyyy)	Account Balance	YTD Donations		
Clubs more than two years old																			
7717	EPHRATA	05/08/1940	Active		16	0	0	0.00%	17		3	Y		N	06/2025				
7716	LAKE CHELAN	08/01/1935	Active		37	0	0	0.00%	36		2	N		N	07/2025				
Exc Award (06/30/2018, 06/30/2023)																			
7718	LEAVENWORTH	09/27/1951	Active		30	0	0	0.00%	30		2	Y	2	R	07/2025		\$1,000.00		
35342	MANSFIELD	04/07/1978	Active		21	0	0	0.00%	21		6	N			10/2021				
62494	MATTAWA-DESERT AIRE L C	11/17/1999	Active		16	2	0	14.29%	16		0	Y	2	R	07/2025				
7719	MOSES LAKE	10/13/1941	Active		29	1	0	3.57%	27		1	Y		R	05/2025				
145097	Moses Lake Lioness	04/06/2021	Active		21	0	0	0.00%	19		1	N	None		02/2025				
29358	NORTH PEND OREILLE VALLEY L C	05/23/1974	Active		35	0	0	0.00%	27		2	Y	2	N	05/2025		\$100.00		
Exc Award (06/30/2023)																			
7782	NORTHPORT	01/31/1957	Cancelled(6*)		0	0	42	-100.00%	42	12	0	N	None		05/2025				
57622	QUINCY VALLEY	12/18/1995	Active		18	0	0	0.00%	19		2	Y		IP	06/2025				
118632	TONASKET OKANOGAN VALLEY	01/30/2013	Active		6	0	3	-33.33%	15	8	0	N	3		11/2022				
7726	WATERVILLE	10/13/1941	Active		30	0	0	0.00%	30		12	Y	3	R	07/2025				
7727	WENATCHEE CENTRAL	03/04/1930	Active		76	0	0	0.00%	70		1	Y		N	07/2025				
Exc Award (06/30/2023)																			
47481	WENATCHEE VALLEY	06/18/1987	Active		23	0	0	0.00%	23		7	Y		R	06/2025				
Current Total Clubs Count	YTD New Clubs Count	YTD Cancelled Clubs Count	YTD Net Club Gain	Current Total Members Count	YTD Add	YTD Drop	YTD Net Growth	YTD Net Growth %	Member Count 12 Months Ago	Average Member Count Per Club	% of Clubs with less than 20 members	% No Officer Report in 12 Months	% of Clubs with balance 90+ days	Number of Clubs in Status Quo	% Status Quo Clubs in Financial Suspension	Number of Cancelled Clubs	Average Cancelled Club Age	Members Lost Due to Cancellation	% of Clubs Cancelled for Non-Financial Reasons
13	0	1	-1	358	3	45	-42	-10.50%	392	28	31%	0%	0%	0	0%	1	69	42	100%

\* - P - Priority Club. Cancellation Reasons: 1-Objectives/conduct, 2-Non-active club, 5-Non-existing club, 6-Disbanding, 7-Merger, 8-Financial Suspension, 9-District/Multiple District Dues.

\*\* Red denotes below 15 active members.

\*\*\* Red denotes 20% + loss.

\*\*\*\* Y - all 3 (President, Secretary, Treasurer) club officers reported, N - not all 3 reported.

\*\*\*\*\* Abbreviation: N-New, IP-Immediate Past, R-Repeat.



# Club Health Assessment for District 19 L through July 2025

			Status			Membership					Reports				Finance		LCIF	
Club Number	Club Name	Charter Date	Times in Status Quo in Past 2 Years	Current Member Count **	YTD Members Added	YTD Members Dropped	YTD Net Growth% ***	Member Count 1 Year Ago	Dropped Members Avg.Length of Service	Months Since Membership Update	Current Officers Reported ****	Current President Repeated Term	VP Reported *****	Last Date Reported Service (mm/yyyy)	Account Balance	YTD Donations		
Clubs more than two years old																		
8002	CLALLAM BAY SEKIU	11/28/1950	Active	29	1	0	3.57%	31		0	Y		R	07/2025	90+ Days			
Exc Award (06/30/2021, 06/30/2022, 06/30/2024)																		
36050	CRESCENT BAY L C	09/14/1978	Active(1)	14	0	0	0.00%	22		3	N	None		12/2022				
8003	FORKS	03/28/1947	Active	46	0	0	0.00%	46		16	Y		N	06/2025				
Exc Award (06/30/2022)																		
8005	PORT ANGELES	07/24/1942	Active	63	0	0	0.00%	65		2	Y	2	N	02/2024		\$120.00		
8007	QUILCENE	06/18/1966	Active	24	0	0	0.00%	22		1	Y		R	06/2025				
8008	SEQUIM VALLEY	11/16/1955	Active	36	2	3	-2.70%	44	4	0	Y	2	R	07/2025				
Current Total Clubs Count	YTD New Clubs Count	YTD Cancelled Clubs Count	YTD Net Club Gain	Current Total Members Count	YTD Add	YTD Drop	YTD Net Growth %	Member Count 12 Months Ago	Average Member Count Per Club	% of Clubs with less than 20 members	% No Officer Report in 12 Months	% of Clubs with balance 90+ days	Number of Clubs in Status Quo	% Status Quo Clubs in Financial Suspension	Number of Cancelled Clubs	Average Cancelled Club Age	Members Lost Due to Cancellation	% of Clubs Cancelled for Non-Financial Reasons
6	0	0	0	212	3	3	0	0.00%	230	35	17%	17%	17%	0	0%	0	0	0%

\* - P - Priority Club. Cancellation Reasons: 1-Objectives/conduct, 2-Non-active club, 5-Non-existing club, 6-Disbanding, 7-Merger, 8-Financial Suspension, 9-District/Multiple District Dues.

\*\* Red denotes below 15 active members.

\*\*\* Red denotes 20% + loss.

\*\*\*\* Y - all 3 (President, Secretary, Treasurer) club officers reported, N - not all 3 reported.

\*\*\*\*\* Abbreviation: N-New, IP-Immediate Past, R-Repeat.



# Club Health Assessment for District 19 N through July 2025

			Status	Membership					Reports				Finance		LCIF	
Club Number	Club Name	Charter Date	Times in Status Quo in Past 2 Years	Current Member Count **	YTD Members Added	YTD Members Dropped	YTD Net Growth% ***	Member Count 1 Year Ago	Dropped Members Avg.Length of Service	Months Since Membership Update	Current Officers Reported ****	Current President Repeated Term	VP Reported *****	Last Date Reported Service (mm/yyyy)	Account Balance	YTD Donations
Clubs more than two years old																
7879	ABERDEEN	05/21/1940	Active	67	0	0	0.00%	67		1	Y	2	R	01/2025		\$200.00
Exc Award (06/30/2022, 06/30/2023)																
28095	ADNA	03/06/1974	Active	10	0	0	0.00%	12		9	N	None		10/2024		
7674	AUBURN NOON	03/22/1945	Active	33	0	0	0.00%	49		1	Y		N	07/2025		
7881	BATTLEGROUNDS	06/30/1971	Active	20	1	2	-4.76%	22	22	0	Y	2	R	06/2025		
7883	BOISTFORT	08/19/1957	Active	19	0	0	0.00%	19		1	Y			12/2024		
Exc Award (06/30/2018)																
84331	BONNEY LAKE	10/25/2004	Active	13	0	0	0.00%	18		0	Y	2	R	07/2025		
7676	BREMERTON CENTRAL	03/18/1925	Active	44	0	1	-2.22%	48	9	0	Y		N	07/2025		\$300.00
Exc Award (06/30/2017, 06/30/2023)																
7884	CAMAS	12/15/1938	Active	53	6	1	10.42%	35	0	0	Y		N	06/2025		\$100.00
Exc Award (06/30/2018, 06/30/2022, 06/30/2024)																
7885	CASTLE ROCK	05/27/1947	Active	22	6	0	37.50%	24		0	N	None		04/2025		
7886	CENTRAL PARK	05/01/1958	Active	24	0	0	0.00%	25		4	Y	4	R	11/2024		
7678	CENTRALIA	02/18/1948	Active	12	0	0	0.00%	10		1	Y		N	06/2025		
35343	CLEARWATER-KALALOE L C	04/26/1978	Active	6	0	1	-14.29%	7	26	0	N	None		03/2023		
7890	COSMOPOLIS	03/04/1947	Active	55	0	1	-1.79%	59	2	0	Y		R	07/2025		
Exc Award (06/30/2018)																
7679	EATONVILLE	09/22/1938	Active	37	0	2	-5.13%	47	3	0	Y		N	06/2025		
Exc Award (06/30/2017)																
7680	ENUMCLAW	10/19/1948	Active	41	1	3	-4.65%	34	6	0	Y	2	R	07/2025		
Exc Award (06/30/2016, 06/30/2017, 06/30/2018, 06/30/2021)																
7681	FEDERAL WAY	03/23/1954	Active	29	0	0	0.00%	29		1	Y		IP	07/2025		\$280.00
Exc Award (06/30/2016, 06/30/2017, 06/30/2020)																
7682	FIFE	08/28/1951	Active	13	0	0	0.00%	13		15	N	None		08/2024		
Exc Award (06/30/2016, 06/30/2018)																
7683	GIG HARBOR	09/03/1931	Active	22	0	1	-4.35%	18	1	0	Y		N	07/2025		
Exc Award (06/30/2017)																




# Club Health Assessment for District 19 N through July 2025

			Status	Membership					Reports					Finance		LCIF
Club Number	Club Name	Charter Date	Times in Status Quo in Past 2 Years	Current Member Count **	YTD Members Added	YTD Members Dropped	YTD Net Growth% ***	Member Count 1 Year Ago	Dropped Members Avg.Length of Service	Months Since Membership Update	Current Officers Reported ****	Current President Repeated Term	VP Reported *****	Last Date Reported Service (mm/yyyy)	Account Balance	YTD Donations
7701	GREATER PUYALLUP	04/06/1954	Active	22	0	0	0.00%	24		2	Y		N	07/2025		\$75.00
7888	HAZEL DELL	03/20/1963	Active	22	0	0	0.00%	22		15	Y		N	05/2025		\$2,000.00
7685	HOOD CANAL	10/22/1964	Active(1)	16	3	0	23.08%	15		0	Y	3	N	04/2025		
Exc Award (06/30/2017, 06/30/2018)																
7894	HOQUIAM	12/03/1941	Active	33	0	0	0.00%	35		3	Y		N	11/2024		
7895	KALAMA	01/26/1940	Active	34	0	0	0.00%	36		0	Y		N	07/2025		\$91.00
Exc Award (06/30/2018)																
7896	KELSO	02/02/1953	Active	24	0	0	0.00%	28		0	Y		R	05/2025		
7686	KENT	09/15/1938	Active	21	1	1	0.00%	27	7	0	Y		N	05/2025		
42759	KEY PENINSULA	06/24/1983	Active	14	0	0	0.00%	12		7	N	None		01/2025		
43611	LA CENTER	03/02/1984	Active	38	0	0	0.00%	41		0	Y		N	07/2025		\$20.00
Exc Award (06/30/2018, 06/30/2020, 06/30/2023, 06/30/2024)																
39522	LACEY LAMPLIGHTERS	03/09/1981	Active	29	2	0	7.41%	33		0	Y	2	R	05/2024		\$50.00
Exc Award (06/30/2016, 06/30/2017, 06/30/2018, 06/30/2020)																
31331	LACEY SUNRISE	11/11/1975	Active	55	2	0	3.77%	61		0	Y		N	07/2025		
Exc Award (06/30/2017, 06/30/2018)																
7689	LAKEWOOD FIRST	03/17/1954	Active	29	2	0	7.41%	32		0	Y		IP	06/2025		
Exc Award (06/30/2017, 06/30/2018, 06/30/2020, 06/30/2024)																
40104	LAKEWOOD KNIGHT	06/18/1981	Active	9	0	0	0.00%	8		9	N	None		11/2024		
36309	LONGVIEW KELSO EARLY BIRD	12/14/1978	Active	44	1	0	2.33%	46		0	Y	2	N	05/2025		\$166.68
7900	LONGVIEW PIONEER	11/20/1923	Active	136	1	0	0.74%	149		0	Y		N	06/2025		\$100.00
Exc Award (06/30/2018, 06/30/2019, 06/30/2021)																
36310	LYLE	12/04/1978	Active	16	1	1	0.00%	14	2	0	Y	13	R	09/2024		
7692	MINERAL LAKE	03/20/1952	Active	33	0	0	0.00%	33		1	Y		N	06/2025		
Exc Award (07/30/2017)																
7694	MT RAINIER	03/21/1952	Active(2)	6	0	0	0.00%	6		15	N	None		10/2024		
124975	Napavine-Newaukum	06/10/2015	Active(1)	19	0	0	0.00%	21		5	N	None		03/2024		
7906	NORTH CLARK L C	12/06/1954	Active(1)	17	0	0	0.00%	18		1	Y	4	R	12/2024		



## Club Health Assessment for District 19 N through July 2025

			Status	Membership						Reports				Finance		LCIF
Club Number	Club Name	Charter Date	Times in Status Quo in Past 2 Years	Current Member Count **	YTD Members Added	YTD Members Dropped	YTD Net Growth% ***	Member Count 1 Year Ago	Dropped Members Avg.Length of Service	Months Since Membership Update	Current Officers Reported ****	Current President Repeated Term	VP Reported *****	Last Date Reported Service (mm/yyyy)	Account Balance	YTD Donations
41316	NORTH MASON	05/27/1982	Active	12	0	0	0.00%	12		14	N	None		02/2024		
7907	OCEAN SHORES	06/07/1966	Active	29	0	1	-3.33%	22	1	0	Y	2	R	12/2023		
	Exc Award (06/30/2023)															
7695	OLYMPIA HOST	09/11/1935	Active	70	0	0	0.00%	69		1	Y	2	N	07/2025		\$25.00
	Exc Award (06/30/2017, 06/30/2020, 06/30/2021)															
42532	OLYMPIA WEST	04/29/1983	Active	21	0	0	0.00%	19		1	Y		IP	07/2025		
	Exc Award (06/30/2017, 06/30/2020)															
7697	ORTING	10/09/1931	Active	28	0	1	-3.45%	31	6	0	N	None		11/2024		
7899	PENINSULA	10/05/1955	Active	41	0	3	-6.82%	53	2	0	Y		N	07/2025		\$2,100.00
	Exc Award (06/30/2021, 06/30/2022, 06/30/2023, 06/30/2024)															
149058	Pierce County Virtual	12/06/2021	Active	9	1	0	12.50%	12		0	Y	3	R	06/2025		
7699	PORT ORCHARD	10/11/1967	Active	16	0	1	-5.88%	18	2	0	Y	4		07/2025		
	Exc Award (06/30/2017, 06/30/2020, 06/30/2024)															
7700	POULSBO	08/04/1942	Active	75	0	0	0.00%	75		0	Y		N	07/2025		\$150.00
	Exc Award (06/30/2017, 06/30/2023, 06/30/2024)															
43609	PUYALLUP SOUTH HILL	03/26/1984	Active	18	0	0	0.00%	12		1	Y	4	R	04/2025	90+ Days	
	Exc Award (06/30/2017)															
7910	RIDGEFIELD	10/11/1948	Active	107	2	4	-1.83%	114	3	0	Y		N	07/2025		
	Exc Award (06/30/2018)															
7702	ROCHESTER	03/30/1966	Active	9	0	0	0.00%	10		3	Y	18		07/2025		
40606	SALMON CREEK	12/11/1981	Active	37	0	0	0.00%	32		1	Y	2	R	07/2025		
	Exc Award (06/30/2018, 06/30/2021, 06/30/2022, 06/30/2023, 06/30/2024)															
133165	Shelton Centennial	12/06/2017	Active	17	0	1	-5.56%	15	5	0	Y	2	R	07/2025		
7704	SILVERDALE DANDY	04/24/1972	Active	8	0	1	-11.11%	7	40	0	N	None		07/2025		
	Exc Award (06/30/2017)															
58456	SILVERDALE SUNRISE	06/26/1996	Active	9	0	0	0.00%	9		12	Y	5	R	06/2025		\$70.00
7911	SKAMANIA COUNTY L C	03/15/1940	Active	8	0	0	0.00%	6		0	Y	3	R	05/2025		
7705	SPANAWAY	04/10/1967	Active	18	0	0	0.00%	22		1	Y		N	04/2025		\$150.00
	Exc Award (06/30/2017)															



## Club Health Assessment for District 19 N through July 2025

			Status	Membership					Reports					Finance		LCIF
Club Number	Club Name	Charter Date	Times in Status Quo in Past 2 Years	Current Member Count **	YTD Members Added	YTD Members Dropped	YTD Net Growth% ***	Member Count 1 Year Ago	Dropped Members Avg.Length of Service	Months Since Membership Update	Current Officers Reported ****	Current President Repeated Term	VP Reported *****	Last Date Reported Service (mm/yyyy)	Account Balance	YTD Donations
57091	SPANAWAY PARKLAND	06/20/1995	Active	14	0	0	0.00%	19		3	Y	3	R	07/2025		
	Exc Award (06/30/2017, 06/30/2018, 06/30/2021)															
84527	SUMNER	12/14/2004	Active	8	0	0	0.00%	8		15	N	None		02/2025		\$500.00
	Exc Award (06/30/2017)															
131012	Tacoma Centennial Lions Club	05/25/2017	Active	9	2	0	28.57%	10		0	Y	2		01/2025		
	Exc Award (06/30/2021, 06/30/2023)															
7706	TACOMA DOWNTOWN	11/10/1921	Active	19	0	0	0.00%	23		1	N	None		07/2025		
	Exc Award (06/30/2017, 06/30/2020)															
153647	Tacoma King Pierce Hana	03/09/2023	Active	14	0	0	0.00%	20		10	N	None				
7708	TACOMA SOUTHEAST	10/27/1954	Active	14	1	0	7.69%	14		0	Y	3	R	06/2025		
	Exc Award (06/30/2018)															
7711	TENINO	11/18/1938	Active	47	0	0	0.00%	46		0	Y		N	07/2025		
	Exc Award (06/30/2017)															
7913	TOLEDO	06/16/1947	Active	58	0	0	0.00%	68		5	N	None		10/2024		
7712	TUMWATER	02/07/1962	Active	11	0	0	0.00%	18		0	Y	2	R	07/2025		\$100.00
29259	VADER	05/17/1974	Active	12	0	0	0.00%	11		0	Y		N	03/2025		
7915	VANCOUVER	09/12/1928	Active	29	1	0	3.57%	32		0	Y		R	07/2025		\$500.00
31014	VANCOUVER DAWN	06/30/1975	Active	13	0	0	0.00%	13		2	Y	6	R	11/2024		\$60.00
	Exc Award (06/30/2022)															
7892	VANCOUVER FORT VANCOUVER	04/15/1955	Active	36	0	0	0.00%	42		0	Y		R	07/2025		\$20.00
7916	WAHKIAKUM L C	04/04/1966	Active	12	0	0	0.00%	14		2	N	None		06/2025		
	Exc Award (06/30/2018)															
7917	WASHOUGAL	03/06/1940	Active	3	0	0	0.00%	3		11	Y	9		04/2024		
39138	WHITE SALMON	12/31/1980	Active	19	0	0	0.00%	18		6	Y	2		07/2025		
7920	WINLOCK	03/13/1947	Active	12	0	0	0.00%	12		2	Y		IP	05/2025		
7713	YELM	11/10/1938	Active	40	1	0	2.56%	43		0	Y	2	N	06/2025		

Clubs Cancelled Previous Fiscal Year – Clubs Cancelled within last 12 months may be reinstated

Club Number	Club Name	Charter Date	Current Status*	Cancellation Date
107403	DUPONT	02/02/2010	Cancelled(7*)	04/29/2025



## Club Health Assessment for District 19 N through July 2025

INTERNATIONAL

Club Number	Club Name	Charter Date	Status		Membership					Reports				Finance		LCIF				
			Times in Status Quo in Past 2 Years	Current Member Count **	YTD Members Added	YTD Members Dropped	YTD Net Growth***	Member Count 1 Year Ago	Dropped Members Avg.Length of Service	Months Since Membership Update	Current Officers Reported ****	Current President Repeated Term	VP Reported *****	Last Date Reported Service (mm/yyyy)	Account Balance	YTD Donations				
47512	MORTON	06/23/1987	Cancelled(8*)	06/29/2025																
100754	ROY COMMUNITY	12/17/2007	Cancelled(6*)	09/29/2024																
Current Total Clubs Count	YTD New Clubs Count	YTD Cancelled Clubs Count	YTD Net Club Gain	Current Total Members Count	YTD Add	YTD Drop	YTD Net Growth	YTD Net Growth %	Member Count 12 Months Ago	Average Member Count Per Club	% of Clubs with less than 20 members	% No Officer Report in 12 Months	% of Clubs with balance 90+ days	Number of Clubs in Status Quo	% Status Quo Clubs in Financial Suspension	Number of Cancelled Clubs	Average Cancelled Club Age	Members Lost Due to Cancellation	% of Clubs Cancelled for Non-Financial Reasons	
74	0	0	0	2,039	35	26	9	0.44%	2,149	28	49%	16%	1%	0	0%	0	0	0	0	0%

\* - P - Priority Club. Cancellation Reasons: 1-Objectives/conduct, 2-Non-active club, 5-Non-existing club, 6-Disbanding, 7-Merger, 8-Financial Suspension, 9-District/Multiple District Dues.

\*\* Red denotes below 15 active members.

\*\*\* Red denotes 20% + loss.

\*\*\*\* Y - all 3 (President, Secretary, Treasurer) club officers reported, N - not all 3 reported.

\*\*\*\*\* Abbreviation: N-New, IP-Immediate Past, R-Repeat.



## Club Health Assessment for District 19 O through July 2025

			Status	Membership					Reports					Finance		LCIF
Club Number	Club Name	Charter Date	Times in Status Quo in Past 2 Years	Current Member Count **	YTD Members Added	YTD Members Dropped	YTD Net Growth% ***	Member Count 1 Year Ago	Dropped Members Avg.Length of Service	Months Since Membership Update	Current Officers Reported ****	Current President Repeated Term	VP Reported *****	Last Date Reported Service (mm/yyyy)	Account Balance	YTD Donations
Clubs more than two years old																
7922	ANACORTES	12/17/1936	Active	9	0	0	0.00%	12		8	Y	4		04/2025		\$20.00
Exc Award (06/30/2018, 06/30/2022)																
7622	ARLINGTON	06/07/1928	Active	15	4	0	36.36%	12		0	Y		N	11/2024		
7923	BELLINGHAM CENTRAL	10/13/1922	Active	79	0	7	-8.14%	76	8	0	Y			06/2023		\$500.00
Exc Award (06/30/2022)																
7625	BURIEN	01/22/1957	Active	6	0	0	0.00%	6		12	Y	5	R	05/2025		
Exc Award (06/30/2017, 06/30/2021)																
33306	BURLINGTON	02/11/1977	Active	43	0	0	0.00%	43		3	Y		R	07/2025		\$100.00
Exc Award (06/30/2023, 06/30/2024)																
7927	CONCRETE	08/29/1939	Active	30	0	0	0.00%	36		1	Y	4		12/2024		
7928	COUPEVILLE	12/08/1937	Active	113	1	13	-9.60%	125	9	0	Y		R	07/2025		
Exc Award (06/30/2023)																
48649	COUPEVILLE CENTRAL WHIDBEY	06/13/1988	Active	25	0	0	0.00%	24		8	Y	2	R	03/2020		
7626	DES MOINES	03/13/1963	Active	12	0	0	0.00%	12		3	Y		R	07/2025		
Exc Award (06/30/2023)																
7629	EDMONDS	11/11/1946	Active	25	1	1	0.00%	28	7	0	Y	3		07/2025		
7630	EVERETT CENTRAL	05/20/1920	Active	12	0	8	-40.00%	26	3	0	Y		R	06/2025		\$25.00
7929	EVERSON	04/22/1930	Active	41	0	0	0.00%	45		1	Y		N	06/2025		
7633	FAIRWOOD	03/05/1969	Active	13	0	0	0.00%	16		1	Y			02/2024		\$1,000.00
7930	FERNDAL HARBORVIEW	07/11/1941	Active	19	0	0	0.00%	19		0	Y	2	N	07/2025		
7628	GREATER BELLEVUE	03/06/1962	Active(1)	4	0	0	0.00%	0		1	Y	6		11/2017		
7637	KENNYDALE LIONS	01/03/1947	Active	6	0	0	0.00%	6		16	Y		N	01/2025		\$700.00
7639	LAKE STEVENS	09/29/1949	Active	41	0	0	0.00%	39		1	Y			07/2025		
Exc Award (06/30/2017, 06/30/2022, 06/30/2023)																
32204	LYNDEN	05/18/1976	Active	59	12	12	0.00%	45	5	0	Y	2	N	06/2025		\$1,000.00
53351	MILL CREEK/WOODINVILLE	06/22/1992	Active	11	0	1	-8.33%	15	16	0	Y	6		12/2023		
7931	MOUNT VERNON	02/19/1929	Active	37	0	0	0.00%	37		3	Y		R	07/2025		\$70.00
Exc Award (06/30/2017, 06/30/2018)																





## Club Health Assessment for District 19 O through July 2025

			Status	Membership						Reports				Finance	LCIF	
Club Number	Club Name	Charter Date	Times in Status Quo in Past 2 Years	Current Member Count **	YTD Members Added	YTD Members Dropped	YTD Net Growth% ***	Member Count 1 Year Ago	Dropped Members Avg.Length of Service	Months Since Membership Update	Current Officers Reported ****	Current President Repeated Term	VP Reported *****	Last Date Reported Service (mm/yyyy)	Account Balance	YTD Donations
45571	NORTH WHIDBEY	12/10/1985	Active	18	2	0	12.50%	17		0	Y		N	05/2023		
7932	OAK HARBOR	03/07/1951	Active	48	1	1	0.00%	31	1	0	Y		N	07/2025		\$110.00
	Exc Award (06/30/2024)															
7933	ORCAS ISLAND L C	05/15/1972	Active	47	7	5	4.44%	40	4	0	Y	6	R	07/2025		
7648	REDMOND	10/13/1947	Active	9	0	0	0.00%	11		6	Y	7	R	07/2025		
7649	RENTON	08/11/1938	Active	49	0	2	-3.92%	53	3	0	N	3	N	04/2025		\$60.00
	Exc Award (06/30/2020, 06/30/2024)															
7934	SAN JUAN	10/23/1962	Active	31	0	0	0.00%	41		2	N		N	05/2024		
60298	SEATTLE BITUIN	01/22/1998	Active	36	0	0	0.00%	31		1	Y		R	07/2025		\$50.00
7654	SEATTLE FIRST HILL	06/10/1954	Active	32	0	0	0.00%	33		6	Y	6	R	02/2021		
102232	SEATTLE MABUHAY	05/21/2008	Active(1)	19	11	0	137.50%	8		0	Y	4	N	11/2020		
	Exc Award (06/30/2021)															
7660	SEATTLE RAINIER	06/25/1937	Active	25	0	0	0.00%	28		7	N	None		05/2025		
	Exc Award (06/30/2021, 06/30/2023)															
7663	SEATTLE UNIVERSITY BALLARD	04/02/1924	Active	40	0	2	-4.76%	43	15	0	N	None		08/2024		\$50.00
7666	SEATTLE WEST SEATTLE	04/11/1929	Active(1)	16	0	0	0.00%	0		1	Y	5	R	09/2018		\$1,000.00
7935	SEDRO WOOLLEY	03/19/1937	Active	22	0	0	0.00%	22		1	Y		N	07/2025		
7669	SNOHOMISH	03/11/1929	Active	43	0	0	0.00%	44		1	Y			06/2025		\$265.00
	Exc Award (06/30/2024)															
7647	SNOQUALMIE VALLEY	03/12/1962	Active	5	0	0	0.00%	5		16	Y	19		08/2016		\$1,500.00
7670	SOUTH EVERETT	09/17/1952	Active	20	9	0	81.82%	13		0	Y			05/2023		
7936	SOUTH WHIDBEY	03/03/1948	Active	10	0	0	0.00%	9		1	Y	5	R	04/2022		
7627	STANWOOD	09/15/1941	Active	27	0	2	-6.90%	32	2	0	N		N	06/2025		\$250.00
135149	Whidbey Island	06/20/2018	Active	17	0	0	0.00%	18		1	Y			03/2025		

Clubs Cancelled Previous Fiscal Year – Clubs Cancelled within last 12 months may be reinstated

Club Number	Club Name	Charter Date	Current Status*	Cancellation Date
7924	BELLINGHAM FAIRHAVEN	11/23/1954	Cancelled(6*)	04/29/2025
7643	MERCER ISLAND	03/07/1955	Cancelled(8*)	12/30/2024



## Club Health Assessment for District 19 O through July 2025

INTERNATIONAL

						Status		Membership					Reports				Finance		LCIF
						Times in Status Quo in Past 2 Years		Current Member Count **	YTD Members Added	YTD Members Dropped	YTD Net Growth***	Member Count 1 Year Ago	Dropped Members Avg.Length of Service	Months Since Membership Update	Current Officers Reported ****	Current President Repeated Term	VP Reported *****	Last Date Reported Service (mm/yyyy)	Account Balance
Club Number	Club Name		Charter Date																
Current Total Clubs Count	YTD New Clubs Count	YTD Cancelled Clubs Count	YTD Net Club Gain	Current Total Members Count	YTD Add	YTD Drop	YTD Net Growth	Member Count 12 Months Ago	Average Member Count Per Club	% of Clubs with less than 20 members	% No Officer Report in 12 Months	% of Clubs with balance 90+ days	Number of Clubs in Status Quo	% Status Quo Clubs in Financial Suspension	Number of Cancelled Clubs	Average Cancelled Club Age	Members Lost Due to Cancellation	% of Clubs Cancelled for Non-Financial Reasons	
39	0	0	0	1,114	48	54	-6	-0.54%	1,101	29	44%	3%	0%	0	0%	0	0	0	0%

\* - P - Priority Club. Cancellation Reasons: 1-Objectives/conduct, 2-Non-active club, 5-Non-existing club, 6-Disbanding, 7-Merger, 8-Financial Suspension, 9-District/Multiple District Dues.

\*\* Red denotes below 15 active members.

\*\*\* Red denotes 20% + loss.

\*\*\*\* Y - all 3 (President, Secretary, Treasurer) club officers reported, N - not all 3 reported.

\*\*\*\*\* Abbreviation: N-New, IP-Immediate Past, R-Repeat.




## Club Health Assessment for District 19 S through July 2025

			Status	Membership						Reports					Finance	LCIF
Club Number	Club Name	Charter Date	Times in Status Quo in Past 2 Years	Current Member Count **	YTD Members Added	YTD Members Dropped	YTD Net Growth% ***	Member Count 1 Year Ago	Dropped Members Avg.Length of Service	Months Since Membership Update	Current Officers Reported ****	Current President Repeated Term	VP Reported *****	Last Date Reported Service (mm/yyyy)	Account Balance	YTD Donations
Clubs more than two years old																
7769	ALMIRA	12/09/1952	Active	11	0	0	0.00%	13		5	Y	3	N	07/2022		
7837	ASOTIN	05/10/1946	Active	47	0	0	0.00%	48		2	Y		R	04/2021		
7838	BENTON CITY	03/25/1971	Active	12	0	0	0.00%	18		4	Y	7		07/2025		
134296	Cheney Centennial	05/18/2018	Active	11	0	0	0.00%	8		1	N			05/2025		
50527	CHEWELAH VALLEY	05/17/1990	Active	43	0	0	0.00%	46		1	N	2	N	07/2025		
	Exc Award (06/30/2018)															
121490	Coeur d'Alene	03/10/2014	Active	8	0	0	0.00%	17		1	Y		N	07/2025		
	Exc Award (06/30/2018)															
7842	COLLEGE PLACE	10/24/1962	Active	13	0	1	-7.14%	17	0	0	Y	3	R	03/2025		
	Exc Award (06/30/2018)															
7824	COTTONWOOD	11/03/1947	Active	24	0	0	0.00%	23		0	Y	2	R	11/2023		
31657	CRAIGMONT	02/11/1976	Active	21	0	0	0.00%	21		6	Y		N	04/2022		
7772	DAVENPORT	11/20/1953	Active	81	0	0	0.00%	77		4	Y		N	07/2025		
7844	DAYTON	03/27/1963	Active	11	0	0	0.00%	11		8	N	None		09/2023		
7774	GRAND COULEE DAM	04/11/1935	Active	13	0	0	0.00%	14		9	Y		N	01/2025		
7849	GRANGER	05/21/1947	Active	35	0	0	0.00%	29		3	Y	2	R	11/2024	90+ Days	
7825	GRANGEVILLE	10/11/1935	Active	46	0	0	0.00%	43		1	N	None		05/2019		
7775	HARRINGTON	01/30/1946	Active	31	0	0	0.00%	29		2	N	None	N	01/2024		
7827	KENDRICK	10/15/1953	Active	25	0	0	0.00%	26		2	Y		N	06/2025		
7829	LEWISTON	02/15/1930	Active	23	0	0	0.00%	20		3	Y	6	R	05/2025		
107697	LIBERTY LAKE	03/03/2010	Active	11	1	0	10.00%	10		1	Y	2	N	06/2025		
	Exc Award (06/30/2018)															
7780	LIND	12/20/1967	Active	32	0	0	0.00%	30		7	Y	2	R	05/2025		
7781	MEDICAL LAKE	04/10/1968	Active(2)	23	0	0	0.00%	23		9	Y	3	N	04/2024		
7830	MOSCOW CENTRAL	11/28/1939	Active	57	2	0	3.64%	54		0	Y		N	06/2025		
7855	NACHES	03/10/1949	Active	31	0	0	0.00%	33		5	Y		N	07/2025		
49316	NACHES SUNSHINE	03/23/1989	Active	12	0	2	-14.29%	16	2	0	Y		N	11/2024		
7832	NEZPERCE	11/14/1947	Active(2)	28	0	0	0.00%	28		3	N	None		09/2013		




## Club Health Assessment for District 19 S through July 2025

			Status	Membership						Reports				Finance	LCIF	
Club Number	Club Name	Charter Date	Times in Status Quo in Past 2 Years	Current Member Count **	YTD Members Added	YTD Members Dropped	YTD Net Growth% ***	Member Count 1 Year Ago	Dropped Members Avg.Length of Service	Months Since Membership Update	Current Officers Reported ****	Current President Repeated Term	VP Reported *****	Last Date Reported Service (mm/yyyy)	Account Balance	YTD Donations
7783	ODESSA	10/27/1941	Active(2)	33	0	0	0.00%	31		5	N	None		02/2019		
7800	OSBURN	11/25/1952	Active	5	0	0	0.00%	8		1	Y	7	R	01/2020		
7856	PALOUSE	01/09/1967	Active	27	0	0	0.00%	28		1	Y		N	09/2019		
7801	PINEHURST KINGSTON	03/27/1956	Active	22	0	0	0.00%	20		9	Y	4	N	10/2024		
7802	POST FALLS	02/05/1964	Active	22	0	0	0.00%	20		0	Y		N	06/2025		
7834	POTLATCH	01/24/1973	Active	12	0	3	-20.00%	18	1	0	N	2		10/2024		
7859	PRESCOTT DISTRICT	12/17/1959	Active	22	0	0	0.00%	25		2	N		N	11/2024		
38282	PRIEST LAKE	04/18/1980	Active	57	0	1	-1.72%	62	8	0	Y	3	N	03/2025		
7803	PRIEST RIVER	03/09/1964	Active	10	0	0	0.00%	11		1	Y		N	06/2025		
7860	PULLMAN	11/13/1939	Active	49	0	0	0.00%	52		1	Y		N	04/2021		
7804	RATHDRUM	01/23/1947	Active	39	0	0	0.00%	49		1	Y	2	N	07/2025		
7785	REARDAN	05/03/1946	Active	38	0	0	0.00%	38		15	N	None		07/2021		
7786	RITZVILLE	10/05/1939	Active	42	0	0	0.00%	42		14	N	None		05/2016		
7787	ROCKFORD	03/13/1944	Active	20	0	0	0.00%	18		2	Y	4	R	06/2025		
7805	SANDPOINT	06/24/1953	Active(1)	31	0	0	0.00%	34		2	Y	5	N	03/2025		
57113	SELAH VALLEY	06/27/1995	Active	18	0	0	0.00%	17		1	N	2	R	07/2025		
Exc Award (06/30/2017)																
7806	SMELTERVILLE	03/26/1956	Active	10	0	0	0.00%	10		5	Y	28		02/2025		
7789	SPOKANE CENTRAL	03/02/1922	Active	87	0	0	0.00%	85		1	Y		N	05/2025		\$120.00
Exc Award (06/30/2018, 06/30/2023, 06/30/2024)																
7792	SPOKANE SHADLE NORTH	05/07/1954	Active	29	0	0	0.00%	27		1	Y	2	R	07/2025		\$295.00
Exc Award (06/30/2021, 06/30/2023)																
7795	SPOKANE VALLEY	01/13/1947	Active	12	0	0	0.00%	12		16	N	None		12/2020		
7866	SUNNYSIDE	11/09/1950	Active	18	0	0	0.00%	16		1	Y		R	07/2025		
Exc Award (06/30/2024)																
7867	TERRACE HEIGHTS	01/21/1963	Active	10	0	0	0.00%	10		3	Y	7		06/2025		
7869	TOPPENISH	01/14/1948	Active	23	0	0	0.00%	21		0	Y		N	07/2022		
7870	TOUCHET GARDENA	11/27/1962	Active	37	0	0	0.00%	45		1	Y		N	05/2025		
7836	TROY	08/01/1967	Active	28	0	0	0.00%	27		4	Y			07/2025		\$500.00



## Club Health Assessment for District 19 S through July 2025

			Status	Membership					Reports					Finance	LCIF	
Club Number	Club Name	Charter Date	Times in Status Quo in Past 2 Years	Current Member Count **	YTD Members Added	YTD Members Dropped	YTD Net Growth% ***	Member Count 1 Year Ago	Dropped Members Avg.Length of Service	Months Since Membership Update	Current Officers Reported ****	Current President Repeated Term	VP Reported *****	Last Date Reported Service (mm/yyyy)	Account Balance	YTD Donations
7872	WAITSBURG	02/22/1963	Active	67	0	0	0.00%	65		4	Y		N	06/2025		
7873	WALLA WALLA DOWNTOWN	02/16/1929	Active	13	0	0	0.00%	10		4	Y	3	N	07/2025		
7874	WALLA WALLA EASTGATE	08/22/1956	Active	23	0	0	0.00%	20		0	N	None		07/2022		
7875	WAPATO	10/24/1938	Active(1)	11	0	0	0.00%	0		5	N	None		07/2025		
7796	WASHTUCNA	03/13/1948	Active(1)	10	0	0	0.00%	12		1	N	None		01/2020		
95114	WEST RICHLAND RED MOUNTAIN	01/30/2006	Active	18	0	0	0.00%	17		3	Y	5		12/2017		
29206	WHITEPINE	04/30/1974	Active	14	0	0	0.00%	13		3	N	5	N	03/2022		
7797	WILBUR	06/10/1946	Active	47	0	0	0.00%	50		3	Y		IP	09/2019		
7877	YAKIMA	12/01/1922	Active	32	3	1	6.67%	28	55	0	Y		N	07/2025		
7878	ZILLAH	10/18/1938	Active	21	0	0	0.00%	23		1	Y	2	R	05/2025		

Clubs Cancelled Previous Fiscal Year – Clubs Cancelled within last 12 months may be reinstated

Club Number	Club Name	Charter Date	Current Status*	Cancellation Date
7776	KAHLOTUS	04/24/1972	Cancelled(8*)	12/30/2024

Current Total Clubs Count	YTD New Clubs Count	YTD Cancelled Clubs Count	YTD Net Club Gain	Current Total Members Count	YTD Add	YTD Drop	YTD Net Growth	YTD Net Growth %	Member Count 12 Months Ago	Average Member Count Per Club	% of Clubs with less than 20 members	% No Officer Report in 12 Months	% of Clubs with balance 90+ days	Number of Clubs in Status Quo	% Status Quo Clubs in Financial Suspension	Number of Cancelled Clubs	Average Cancelled Club Age	Members Lost Due to Cancellation	% of Clubs Cancelled for Non-Financial Reasons
59	0	0	0	1,606	6	8	-2	-0.12%	1,618	27	37%	8%	2%	0	0%	0	0	0	0%

\* - P - Priority Club. Cancellation Reasons: 1-Objectives/conduct, 2-Non-active club, 5-Non-existing club, 6-Disbanding, 7-Merger, 8-Financial Suspension, 9-District/Multiple District Dues.

\*\* Red denotes below 15 active members.

\*\*\* Red denotes 20% + loss.

\*\*\*\* Y - all 3 (President, Secretary, Treasurer) club officers reported, N - not all 3 reported.

\*\*\*\*\* Abbreviation: N-New, IP-Immediate Past, R-Repeat.




# Club Health Assessment for District 19 I through July 2025

			Status	Membership					Reports				Finance		LCIF	
Club Number	Club Name	Charter Date	Times in Status Quo in Past 2 Years	Current Member Count **	YTD Members Added	YTD Members Dropped	YTD Net Growth% ***	Member Count 1 Year Ago	Dropped Members Avg.Length of Service	Months Since Membership Update	Current Officers Reported ****	Current President Repeated Term	VP Reported *****	Last Date Reported Service (mm/yyyy)	Account Balance	YTD Donations
Clubs more than two years old																
7740	100 MILE HOUSE	12/07/1955	Active	29	0	0	0.00%	29		4	N	None		06/2025		
39523	108 MILE RANCH	03/06/1981	Active	15	0	0	0.00%	19		1	Y	2	R	06/2025		
41154	ARMSTRONG	04/08/1982	Active	20	0	0	0.00%	21		1	Y	3	N	12/2024		
Exc Award (06/30/2020)																
7730	ASHCROFT + DISTRICT	02/28/1951	Active	17	0	0	0.00%	16		1	Y	2	N	06/2025		
7731	BARRIERE	12/06/1967	Active	23	0	0	0.00%	26		2	Y		N	03/2024		
7808	BEAVER VALLEY L C	06/02/1971	Active	8	0	0	0.00%	8		1	Y	4	R	06/2025		
Exc Award (06/30/2023)																
7734	CHASE	11/20/1967	Active	10	0	0	0.00%	15		2	Y	2		07/2025		
Exc Award (06/30/2021)																
7811	CRANBROOK	12/08/1947	Active	18	0	0	0.00%	18		1	Y	2	N	07/2025		
Exc Award (06/30/2023)																
7812	CRESTON	10/24/1939	Active	24	2	3	-4.00%	25	3	0	Y	2	N	07/2025		
Exc Award (06/30/2023, 06/30/2024)																
7813	ELKFORD	01/04/1972	Active	21	0	0	0.00%	24		1	Y		R	03/2025		
Exc Award (06/30/2023)																
7738	ENDERBY & DISTRICT	08/26/1947	Active	63	0	0	0.00%	68		1	Y	3	R	07/2025		
Exc Award (06/30/2023)																
62709	FAIRMONT	01/12/2000	Active	31	0	0	0.00%	28		1	Y	2	R	07/2025		
Exc Award (06/30/2023)																
7814	FERNIE	06/18/1969	Active	26	0	0	0.00%	25		6	N			01/2025		
7815	GOLDEN DISTRICT	05/01/1956	Active	8	0	0	0.00%	9		5	Y	2		05/2025		
40604	KAMLOOPS ABERDEEN	12/28/1981	Active	23	0	1	-4.17%	22	16	0	Y	2	R	07/2025		
7733	KAMLOOPS BROCK CENTRAL L C	11/01/1971	Active	22	0	2	-8.33%	24	15	0	Y	3	R	07/2025		
50900	KAMLOOPS PADDLEWHEELERS	08/30/1990	Active	25	1	0	4.17%	27		0	Y		N	07/2025		
Exc Award (06/30/2024)																
33420	KELOWNA OKANAGAN MISSION	03/14/1977	Active	16	0	0	0.00%	15		1	Y		IP	07/2025		
36969	KOOTENAY LAKE LC	04/27/1979	Active	27	0	0	0.00%	30		1	Y	3	R	07/2025		\$219.66
Exc Award (06/30/2023)																



## Club Health Assessment for District 19 I through July 2025

			Status	Membership						Reports				Finance		LCIF
Club Number	Club Name	Charter Date	Times in Status Quo in Past 2 Years	Current Member Count **	YTD Members Added	YTD Members Dropped	YTD Net Growth% ***	Member Count 1 Year Ago	Dropped Members Avg.Length of Service	Months Since Membership Update	Current Officers Reported ****	Current President Repeated Term	VP Reported *****	Last Date Reported Service (mm/yyyy)	Account Balance	YTD Donations
33828	KOOTENAY-SLOCAN L C	05/12/1977	Active(1)	5	0	0	0.00%	7		5	Y	5	R	03/2020		
7768	LAKE COUNTRY WINFIELD	03/28/1968	Active	25	2	0	8.70%	23		0	Y			07/2025		
7818	LAKE WINDERMERE DISTRICT Exc Award (06/30/2023)	10/25/1951	Active	39	0	0	0.00%	42		1	Y	3	N	07/2025		\$73.22
7745	LOGAN LAKE	06/14/1973	Active	22	0	2	-8.33%	27	5	0	N	None	R	09/2024		
7746	LUMBY	09/05/1947	Active	23	3	0	15.00%	22		0	Y		N	06/2025		
7817	MARK CREEK Exc Award (06/30/2023)	09/25/1947	Active(1)	26	0	0	0.00%	30		1	Y	5	R	09/2023		
43610	MIDWAY GREENWOOD KETTLE RIVER	03/26/1984	Active(2)	23	0	0	0.00%	23		5	Y	3	R	04/2025		
7820	NELSON Exc Award (06/30/2020, 06/30/2023)	07/26/1945	Active	20	0	0	0.00%	23		1	Y		N	04/2025		
7750	NORTH KAMLOOPS Exc Award (06/30/2023)	12/30/1953	Active	17	0	0	0.00%	18		0	Y		N	12/2024		
31919	NORTH SHUSWAP L C	03/18/1976	Active	19	0	0	0.00%	20		0	Y		N	07/2025		
37785	O K FALLS	12/31/1979	Active	16	0	0	0.00%	14		0	Y	2		07/2025		
36694	OLIVER	03/05/1979	Active	14	0	0	0.00%	12		3	Y		N	06/2025		
40605	PEACHLAND	12/28/1981	Active(1)	24	0	1	-4.00%	23	0	0	Y	3	R	07/2025		
7755	PENTICTON	08/10/1949	Active	23	0	0	0.00%	22		3	Y		R	06/2025		
7757	PRINCE GEORGE SPRUCE CITY	11/02/1965	Active	12	0	0	0.00%	13		5	N	None	N	04/2025		
7759	QUESNEL	08/05/1949	Active	27	0	1	-3.57%	31	5	0	Y		R	05/2021		
31792	ROSSLAND GOLDEN CITY LIONS SOCIETY Exc Award (06/30/2023)	03/03/1976	Active	23	0	0	0.00%	26		2	Y	3	R	07/2025		
7821	SALMO Exc Award (06/30/2023)	04/24/1963	Active	12	0	0	0.00%	10		1	Y	2	N	05/2024		\$73.22
7822	SAND CREEK	10/06/1958	Active	19	2	0	11.76%	17		1	Y		N	10/2024		
7763	SORRENTO	03/07/1973	Active	20	0	0	0.00%	25		1	N	4	R	07/2024		
7823	SPARWOOD Exc Award (06/30/2023)	12/10/1971	Active	21	0	0	0.00%	23		0	Y		N	07/2025		
7764	VALEMOUNT	04/01/1970	Active	11	0	4	-26.67%	13	9	0	Y	2		11/2024		



# Club Health Assessment for District 19 I through July 2025

INTERNATIONAL

						Status				Membership				Reports				Finance		LCIF
Club Number	Club Name	Charter Date				Times in Status Quo in Past 2 Years	Current Member Count **	YTD Members Added	YTD Members Dropped	YTD Net Growth***	Member Count 1 Year Ago	Dropped Members Avg.Length of Service	Months Since Membership Update	Current Officers Reported ****	Current President Repeated Term	VP Reported *****	Last Date Reported Service (mm/yyyy)	Account Balance	YTD Donations	
7765	VERNON	11/06/1945				Active	35	1	1	0.00%	37	6	0	Y	3	N	06/2025			
Exc Award (06/30/2023, 06/30/2024)																				
32679	WASA B C	08/17/1976				Active	22	0	0	0.00%	19		4	Y	3	N	12/2024		\$36.61	
7766	WESTBANK	05/10/1967				Active	20	0	0	0.00%	16		5	Y	3	R	07/2025			
7767	WILLIAMS LAKE	10/20/1965				Active	19	0	0	0.00%	20		2	Y		N	07/2025			
Current Total Clubs Count	YTD New Clubs Count	YTD Cancelled Clubs Count	YTD Net Club Gain	Current Total Members Count	YTD Add	YTD Drop	YTD Net Growth	YTD Net Growth %	Member Count 12 Months Ago	Average Member Count Per Club	% of Clubs with less than 20 members	% No Officer Report in 12 Months	% of Clubs with balance 90+ days	Number of Clubs in Status Quo	% Status Quo Clubs in Financial Suspension	Number of Cancelled Clubs	Average Cancelled Club Age	Members Lost Due to Cancellation	% of Clubs Cancelled for Non-Financial Reasons	
45	0	0	0	963	11	15	-4	-0.41%	1,005	21	38%	0%	0%	0	0%	0	0	0	0%	

\* - P - Priority Club. Cancellation Reasons: 1-Objectives/conduct, 2-Non-active club, 5-Non-existing club, 6-Disbanding, 7-Merger, 8-Financial Suspension, 9-District/Multiple District Dues.

\*\* Red denotes below 15 active members.

\*\*\* Red denotes 20% + loss.

\*\*\*\* Y - all 3 (President, Secretary, Treasurer) club officers reported, N - not all 3 reported.

\*\*\*\*\* Abbreviation: N-New, IP-Immediate Past, R-Repeat.






# Club Health Assessment for District 19 L through July 2025

			Status	Membership					Reports					Finance	LCIF	
Club Number	Club Name	Charter Date	Times in Status Quo in Past 2 Years	Current Member Count **	YTD Members Added	YTD Members Dropped	YTD Net Growth% ***	Member Count 1 Year Ago	Dropped Members Avg.Length of Service	Months Since Membership Update	Current Officers Reported ****	Current President Repeated Term	VP Reported *****	Last Date Reported Service (mm/yyyy)	Account Balance	YTD Donations
Clubs less than two years old																
156294	Vancouver Milestone	10/03/2023	Active	8	0	0	0.00%	15		1	Y		R	07/2025		
156292	Vancouver Regency	10/03/2023	Active(2)	23	0	0	0.00%	20		2	Y	3	N	06/2024		
Clubs more than two years old																
7967	ALBERNI VALLEY	07/13/1955	Active	16	0	0	0.00%	16		10	Y	3		06/2025		
	Exc Award (06/30/2018)															
30344	AMBLESIDE-TIDDLYCOVE	03/11/1975	Active	23	0	0	0.00%	20		2	Y	2	R	06/2025		
	Exc Award (06/30/2024)															
32069	BAYNES SOUND L C	04/20/1976	Active	13	0	0	0.00%	17		3	Y		N	12/2021		
38432	BLACK CREEK	05/01/1980	Active	18	0	0	0.00%	18		4	N	None		07/2024	90+ Days	
7575	BURNABY HOST	12/01/1944	Active	8	0	0	0.00%	8		2	Y		R	12/2023		
47284	BURNABY LOUGHEED	04/30/1987	Active	25	0	0	0.00%	25		8	Y	2	N	10/2024		
	Exc Award (06/30/2016)															
36562	CEDAR	02/12/1979	Active	12	0	0	0.00%	12		1	Y	5	R	04/2024		
7989	CENTRAL SAANICH	03/20/1969	Active	48	0	1	-2.04%	49	26	0	Y		N	07/2025		
	Exc Award (06/30/2024)															
7970	COMOX VALLEY L C	11/07/1966	Active	24	0	0	0.00%	17		1	Y		IP	06/2025		
55177	COMOX VALLEY MONARCH	12/20/1993	Active	0	0	0	0.00%	10		2	N	None		01/2025		
30230	COWICHAN LAKE	02/07/1975	Active	14	0	0	0.00%	18		2	Y	3	N	05/2025		
7971	DUNCAN	04/22/1958	Active	21	0	0	0.00%	20		3	Y	2	R	07/2025		
7972	ESQUIMALT	05/04/1951	Active	33	0	1	-2.94%	36	38	0	Y		N	05/2024		
	Exc Award (06/30/2022)															
30346	GABRIOLA ISLAND	03/11/1975	Active(1)	45	0	0	0.00%	36		1	Y	3		06/2025		
	Exc Award (06/30/2021)															
7973	GALIANO ISLAND	12/07/1972	Active	23	0	0	0.00%	25		0	Y		N	07/2022		
7577	GIBSONS	06/30/1972	Active	13	0	0	0.00%	10		8	Y	2	N	09/2024		
7974	GOLD RIVER	02/16/1967	Active	7	0	0	0.00%	5		1	Y	5		07/2025		
7578	GRANISLE	06/12/1968	Active	12	0	0	0.00%	11		10	N	None		06/2022		
7976	LADYSMITH	08/21/1941	Active	16	0	0	0.00%	18		0	Y		N	06/2025		\$15.56



# Club Health Assessment for District 19 L through July 2025

			Status	Membership						Reports					Finance	LCIF
Club Number	Club Name	Charter Date	Times in Status Quo in Past 2 Years	Current Member Count **	YTD Members Added	YTD Members Dropped	YTD Net Growth% ***	Member Count 1 Year Ago	Dropped Members Avg.Length of Service	Months Since Membership Update	Current Officers Reported ****	Current President Repeated Term	VP Reported *****	Last Date Reported Service (mm/yyyy)	Account Balance	YTD Donations
7583	LYNN VALLEY L C	10/27/1970	Active	32	0	3	-8.57%	39	5	0	Y	10	N	10/2024	90+ Days	
7978	MALAHAT L C	12/17/1969	Active	20	0	0	0.00%	20		3	Y	2	R	07/2025		
7979	MALCOLM ISLAND L C	11/21/1973	Active	20	0	0	0.00%	16		2	Y	16		04/2024		
7980	MAYNE ISLAND	11/12/1971	Active	40	0	3	-6.98%	41	2	0	Y	2		05/2022		
39139	MILL BAY	12/31/1980	Active	16	0	0	0.00%	16		3	Y	3	R	07/2025		
7585	MT SEYMOUR L C	02/01/1966	Active	18	0	0	0.00%	17		3	Y	11	R	06/2025		
7981	NANAIMO	12/10/1946	Active	21	0	0	0.00%	23		1	Y		N	07/2025		
Exc Award (06/30/2016, 06/30/2018)																
43862	NANAIMO HUB CITY	05/17/1984	Active	13	2	0	18.18%	12		0	Y	2	N	05/2023		
35161	NANOOSE BAY L C	03/29/1978	Active	14	0	0	0.00%	16		3	Y		N	03/2024		
Exc Award (06/30/2024)																
62326	NORTH VANCOUVER DEEP COVE	08/30/1999	Active	24	0	0	0.00%	24		0	Y	2	N	07/2025		
Exc Award (06/30/2016, 06/30/2018, 06/30/2019)																
7983	PARKSVILLE	11/18/1969	Active	12	0	0	0.00%	16		2	N		N	07/2025		
7590	PEMBERTON	12/12/1965	Active	26	0	0	0.00%	28		1	Y		N	03/2024		
Exc Award (06/30/2018, 06/30/2020)																
7984	PENDER ISLANDS	05/25/1973	Active	14	0	0	0.00%	13		0	Y	4	R	02/2024		
7985	PORT ALICE	09/01/1966	Active(2)	14	0	0	0.00%	16		11	N	None	N	04/2024		
7986	PORT HARDY	08/17/1966	Active	12	0	0	0.00%	14		6	Y			04/2024		
7987	PORT MC NEILL	04/04/1967	Active	22	0	0	0.00%	6		2	Y	2	R	09/2024		
7594	PRINCE RUPERT	05/02/1963	Active	23	0	0	0.00%	25		1	Y		R	12/2021		
Exc Award (06/30/2018)																
42274	PROTECTION ISLAND	02/07/1983	Active	21	0	0	0.00%	27		1	Y	2	R	04/2022		
7988	QUALICUM BAY	02/04/1969	Active	27	0	3	-10.00%	35	14	0	Y	2	N	06/2025		
7990	SAANICH	11/10/1965	Active	4	0	0	0.00%	5		7	Y			12/2023		
7991	SALT SPRING ISLAND	08/14/1959	Active	35	0	0	0.00%	44		1	Y		N	06/2025		
Exc Award (06/30/2018, 06/30/2022)																
28098	SATURNA	03/05/1974	Active	25	0	0	0.00%	29		3	Y	2		03/2024		
7993	SIDNEY	05/21/1964	Active	15	0	0	0.00%	16		1	Y	2	N	03/2024		



# Club Health Assessment for District 19 L through July 2025

			Status	Membership						Reports				Finance	LCIF	
Club Number	Club Name	Charter Date	Times in Status Quo in Past 2 Years	Current Member Count **	YTD Members Added	YTD Members Dropped	YTD Net Growth% ***	Member Count 1 Year Ago	Dropped Members Avg.Length of Service	Months Since Membership Update	Current Officers Reported ****	Current President Repeated Term	VP Reported *****	Last Date Reported Service (mm/yyyy)	Account Balance	YTD Donations
7598	SKIDEGATE INLET L C	03/19/1968	Active	9	1	0	12.50%	8		0	Y	13	R	12/2023	90+ Days	\$14.64
7994	SOOKE	03/26/1965	Active	42	0	0	0.00%	39		1	N		N	07/2025		
Exc Award (06/30/2018)																
141224	Sooke District Lioness	03/25/2020	Active	27	1	2	-3.57%	30	1	0	Y	2	N	07/2025		\$73.22
Exc Award (06/30/2023, 06/30/2024)																
77468	SOOKE HARBOURSIDE LIONS	09/15/2003	Active	50	0	0	0.00%	58		1	Y		N	06/2025		
Exc Award (06/30/2023, 06/30/2024)																
7600	SQUAMISH	03/14/1957	Active	10	0	0	0.00%	9		3	Y	2	R	05/2024		
7602	SUNSHINE COAST	01/26/1964	Active	28	0	0	0.00%	27		1	Y		N	06/2025		
7995	TAHSIS	04/12/1968	Active	4	0	0	0.00%	4		15	Y	20		01/2022		
84727	VANCOUVER ARBUTUS	01/20/2005	Active	11	0	0	0.00%	12		1	N	2		01/2024		
43140	VANCOUVER BROADWAY	11/28/1983	Active	11	0	0	0.00%	12		1	Y	3		09/2023		
Exc Award (06/30/2019, 06/30/2020, 06/30/2021)																
7607	VANCOUVER BURNARD	01/07/1938	Active(2)	11	1	0	10.00%	12		0	Y	5	R	06/2025		
Exc Award (06/30/2016, 06/30/2019)																
56034	VANCOUVER CAMBIE	08/09/1994	Active	23	2	0	9.52%	19		0	Y			10/2023		
Exc Award (06/30/2019)																
48647	VANCOUVER CATHAY	06/01/1988	Active	22	0	0	0.00%	23		1	Y			08/2024		
Exc Award (06/30/2019, 06/30/2022, 06/30/2023)																
84873	VANCOUVER CATHAY NEW CENTURY	02/22/2005	Active	12	0	0	0.00%	11		3	Y		R	07/2025		
7609	VANCOUVER CHINATOWN	12/03/1953	Active	36	0	0	0.00%	38		1	Y		N	06/2024		
Exc Award (06/30/2017, 06/30/2018)																
98693	VANCOUVER DIAMOND	03/02/2007	Active	96	0	0	0.00%	86		1	Y		R	06/2025	\$307.52	
Exc Award (06/30/2017, 06/30/2018, 06/30/2019, 06/30/2020, 06/30/2023)																
7610	VANCOUVER EAST	12/06/1943	Active	13	0	0	0.00%	14		3	Y		N	07/2025		
Exc Award (06/30/2023, 06/30/2024)																
138239	Vancouver Fraser	06/05/2019	Active	24	0	0	0.00%	24		1	Y		N	03/2024		
Exc Award (06/30/2020, 06/30/2021, 06/30/2023)																
103804	VANCOUVER GRANVILLE	10/16/2008	Active	31	0	0	0.00%	32		2	Y		R	07/2024		



## Club Health Assessment for District 19 L through July 2025

			Status	Membership					Reports					Finance	LCIF	
Club Number	Club Name	Charter Date	Times in Status Quo in Past 2 Years	Current Member Count **	YTD Members Added	YTD Members Dropped	YTD Net Growth% ***	Member Count 1 Year Ago	Dropped Members Avg.Length of Service	Months Since Membership Update	Current Officers Reported ****	Current President Repeated Term	VP Reported *****	Last Date Reported Service (mm/yyyy)	Account Balance	YTD Donations
153511	Exc Award (06/30/2018, 06/30/2019, 06/30/2023, 06/30/2024) Vancouver Imperial	01/31/2023	Active	27	0	0	0.00%	27		4	Y	4	R	06/2024	90+ Days	
120769	Vancouver Legacy	11/20/2013	Active	21	0	0	0.00%	37		1	Y			08/2024		
7613	Exc Award (06/30/2016, 06/30/2018, 06/30/2019, 06/30/2023) VANCOUVER MARPOLE-GRANDVIEW	06/15/1951	Active	9	0	0	0.00%	9		10	N	None		07/2023		
62287	Exc Award (06/30/2016, 06/30/2018) VANCOUVER METROPOLITAN	08/09/1999	Active	33	1	0	3.13%	39		0	Y		R	06/2025		
124737	Exc Award (06/30/2016, 06/30/2018, 06/30/2022, 06/30/2023, 06/30/2024) Vancouver Midas	04/27/2015	Active(2)	22	0	0	0.00%	27		0	Y		N	08/2024		
126277	Exc Award (06/30/2018, 06/30/2021, 06/30/2024) Vancouver Northern Star	11/25/2015	Active	13	0	0	0.00%	13		5	Y		N	05/2025		
51606	Exc Award (06/30/2018, 06/30/2019, 06/30/2023) VANCOUVER PACIFIC	05/09/1991	Active	27	0	0	0.00%	27		1	Y		N	07/2025		
142353	Exc Award (06/30/2017, 06/30/2018, 06/30/2019, 06/30/2022, 06/30/2023) Vancouver Pioneer	08/04/2020	Active(1)	15	3	0	25.00%	21		0	Y			09/2021		
142437	Vancouver Point Grey	07/30/2020	Active	16	0	0	0.00%	16		0	Y	3	R	12/2023		
40417	Exc Award (06/30/2024) VANCOUVER RENFREW	10/16/1981	Active	5	0	0	0.00%	7		5	Y	14		07/2020		
48648	VANCOUVER SHAUGHNESSY	06/01/1988	Active	30	1	0	3.45%	29		0	Y		R	07/2025		
7617	Exc Award (06/30/2018, 06/30/2019, 06/30/2021, 06/30/2023, 06/30/2024) VANCOUVER SOUTH	11/27/1944	Active	21	0	0	0.00%	22		1	Y		N	06/2025		
124749	Vancouver Sunshine	04/28/2015	Active(1)	15	0	0	0.00%	17		1	Y			11/2023		
68832	Exc Award (06/30/2017) VANCOUVER TEMPLETON NEW CENTURY	05/27/2003	Active	15	0	0	0.00%	16		1	Y		R	10/2023		
100016	Exc Award (06/30/2018) VANCOUVER YALETOWN	08/10/2007	Active	39	0	0	0.00%	39		1	Y		N	11/2023		
7999	VICTORIA	03/10/1969	Active	20	0	0	0.00%	24		1	Y	2	N	07/2025		



Club Health Assessment for District 19 L through July 2025

INTERNATIONAL

Club Number	Club Name	Charter Date	Status	Membership					Reports					Finance	LCIF	
			Times in Status Quo in Past 2 Years	Current Member Count **	YTD Members Added	YTD Members Dropped	YTD Net Growth% ***	Member Count 1 Year Ago	Dropped Members Avg.Length of Service	Months Since Membership Update	Current Officers Reported ****	Current President Repeated Term	VP Reported *****	Last Date Reported Service (mm/yyyy)	Account Balance	YTD Donations
Exc Award (06/30/2022)																
8000	VICTORIA CHINATOWN	03/14/1956	Active	9	0	0	0.00%	9		2	Y	18	R	01/2025		
141536	Victoria Chinatown Lioness	06/22/2020	Active	24	0	0	0.00%	25		0	Y	7	R	03/2025		
7977	WEST SHORE	11/10/1953	Active	14	0	1	-6.67%	11	23	0	Y			04/2025		
35162	WILLOW POINT L C	03/29/1978	Active(1)	19	0	0	0.00%	19		0	Y	2	N	05/2025		

Clubs Cancelled Previous Fiscal Year – Clubs Cancelled within last 12 months may be reinstated

Club Number	Club Name	Charter Date	Current Status*	Cancellation Date
172669	Masset Haida	06/26/2024	Cancelled(8*)	06/29/2025
117511	VANCOUVER DIAMOND CAMPUS	08/02/2012	Cancelled(8*)	06/29/2025
102284	VANCOUVER EVERGREEN	06/02/2008	Cancelled(8*)	12/30/2024
140267	Vancouver Gateway	11/21/2019	Cancelled(6*)	06/29/2025
130884	Vancouver Queen Elizabeth	05/31/2017	Cancelled(8*)	06/29/2025
172672	Vancouver Unity	06/26/2024	Cancelled(8*)	12/30/2024

Current Total Clubs Count	YTD New Clubs Count	YTD Cancelled Clubs Count	YTD Net Club Gain	Current Total Members Count	YTD Add	YTD Drop	YTD Net Growth	YTD Net Growth %	Member Count 12 Months Ago	Average Member Count Per Club	% of Clubs with less than 20 members	% No Officer Report in 12 Months	% of Clubs with balance 90+ days	Number of Clubs in Status Quo	% Status Quo Clubs in Financial Suspension	Number of Cancelled Clubs	Average Cancelled Club Age	Members Lost Due to Cancellation	% of Clubs Cancelled for Non-Financial Reasons
82	0	0	0	1,724	12	14	-2	-0.12%	1,796	21	49%	5%	5%	0	0%	0	0	0	0%

\* - P - Priority Club. Cancellation Reasons: 1-Objectives/conduct, 2-Non-active club, 5-Non-existing club, 6-Disbanding, 7-Merger, 8-Financial Suspension, 9-District/Multiple District Dues.  
\*\* Red denotes below 15 active members.  
\*\*\* Red denotes 20% + loss.  
\*\*\*\* Y - all 3 (President, Secretary, Treasurer) club officers reported, N - not all 3 reported.  
\*\*\*\*\* Abbreviation: N-New, IP-Immediate Past, R-Repeat.



## Club Health Assessment for District 19 O through July 2025

			Status	Membership					Reports					Finance		LCIF
Club Number	Club Name	Charter Date	Times in Status Quo in Past 2 Years	Current Member Count **	YTD Members Added	YTD Members Dropped	YTD Net Growth% ***	Member Count 1 Year Ago	Dropped Members Avg.Length of Service	Months Since Membership Update	Current Officers Reported ****	Current President Repeated Term	VP Reported *****	Last Date Reported Service (mm/yyyy)	Account Balance	YTD Donations
Clubs more than two years old																
7938	ABBOTSFORD	03/16/1944	Active	11	0	0	0.00%	11		1	Y	4		06/2025		
7939	AGASSIZ HARRISON	12/10/1963	Active(2)	25	0	0	0.00%	26		4	N	None	R	07/2025		
	Exc Award (06/30/2023)															
7940	ALDERGROVE	01/18/1971	Active	17	0	0	0.00%	17		3	Y		R	11/2023		
7943	CHILLIWACK	02/19/1947	Active	13	0	0	0.00%	8		1	N	None	N	02/2024		
55892	CHILLIWACK DOGWOOD MONARCH	06/24/1994	Active	32	0	0	0.00%	26		1	Y	3	R	07/2025		
	Exc Award (06/30/2024)															
34167	CHILLIWACK MOUNT CHEAM	06/30/1977	Active	36	0	0	0.00%	34		0	Y	2	N	07/2025		\$186.99
	Exc Award (06/30/2022, 06/30/2024)															
48811	CHILLIWACK STELLERS JAY	07/29/1988	Active	13	0	0	0.00%	13		3	Y	8	R	07/2025		
	Exc Award (06/30/2023)															
150127	Coquitlam River	03/22/2022	Active	17	0	0	0.00%	17		0	Y		N	07/2025		\$32.94
7945	FORT LANGLEY	12/23/1971	Active	33	0	0	0.00%	36		2	Y		N	07/2025		\$549.14
	Exc Award (06/30/2023)															
7947	HOPE	09/09/1943	Active	31	0	0	0.00%	35		1	N	None		04/2024		\$658.97
	Exc Award (06/30/2018)															
7949	LANGLEY	05/15/1944	Active	28	0	2	-6.67%	28	11	0	N		N	06/2025		\$100.00
7952	MAPLE RIDGE	04/03/1944	Active	20	0	0	0.00%	18		3	Y		N	04/2025		
7957	NORTH DELTA L C	10/23/1967	Active	30	0	0	0.00%	31		1	N	None		04/2025		
7965	NORTH SURREY	11/09/1957	Active	13	0	0	0.00%	14		1	Y		N	07/2025		
	Exc Award (06/30/2023)															
7958	PITT MEADOWS	04/05/1951	Active	15	0	0	0.00%	17		0	Y		N	06/2025		
7959	PORT COQUITLAM	11/04/1949	Active	19	0	0	0.00%	21		0	Y		N	07/2025		
56042	RICHMOND CHINATOWN	08/15/1994	Active(1)	36	3	3	0.00%	33	1	0	Y	2	N	06/2025		
121261	Richmond Lahoo	01/28/2014	Active(1)	49	0	0	0.00%	55		0	Y		N	06/2025		
55726	RICHMOND MANDARIN	05/24/1994	Active(1)	13	0	0	0.00%	15		4	N	None		08/2015		
38138	SASQUATCH	03/06/1980	Active	27	0	0	0.00%	31		1	Y		N	06/2025		
126223	Surrey Central	11/23/2015	Active	37	0	0	0.00%	40		1	Y		N	01/2025		\$146.44



## Club Health Assessment for District 19 O through July 2025

INTERNATIONAL

						Status		Membership					Reports				Finance		LCIF	
Club Number	Club Name	Charter Date				Times in Status Quo in Past 2 Years		Current Member Count **	YTD Members Added	YTD Members Dropped	YTD Net Growth% ***	Member Count 1 Year Ago	Dropped Members Avg.Length of Service	Months Since Membership Update	Current Officers Reported ****	Current President Repeated Term	VP Reported *****	Last Date Reported Service (mm/yyyy)	Account Balance	YTD Donations
Exc Award (06/30/2021, 06/30/2022, 06/30/2023)																				
7941	TSAWWASSEN-BOUNDARY BAY	05/06/1968				Active		34	0	0	0.00%	35		1	Y	3	R	04/2024		
Current Total Clubs Count	YTD New Clubs Count	YTD Cancelled Clubs Count	YTD Net Club Gain	Current Total Members Count	YTD Add	YTD Drop	YTD Net Growth	YTD Net Growth %	Member Count 12 Months Ago	Average Member Count Per Club	% of Clubs with less than 20 members	% No Officer Report in 12 Months	% of Clubs with balance 90+ days	Number of Clubs in Status Quo	% Status Quo Clubs in Financial Suspension	Number of Cancelled Clubs	Average Cancelled Club Age	Members Lost Due to Cancellation	% of Clubs Cancelled for Non-Financial Reasons	
22	0	0	0	549	3	5	-2	-0.36%	561	25	41%	5%	0%	0	0%	0	0	0	0%	

\* - P - Priority Club. Cancellation Reasons: 1-Objectives/conduct, 2-Non-active club, 5-Non-existing club, 6-Disbanding, 7-Merger, 8-Financial Suspension, 9-District/Multiple District Dues.

\*\* Red denotes below 15 active members.

\*\*\* Red denotes 20% + loss.

\*\*\*\* Y - all 3 (President, Secretary, Treasurer) club officers reported, N - not all 3 reported.

\*\*\*\*\* Abbreviation: N-New, IP-Immediate Past, R-Repeat.